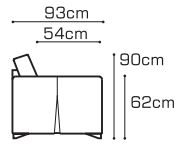
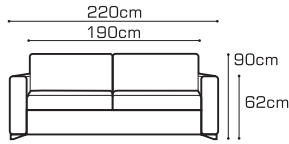




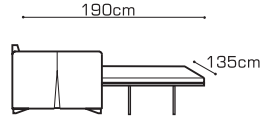
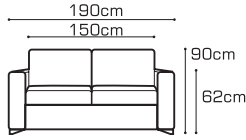
klasyczny, wiele elementów, możliwość budowania narożników



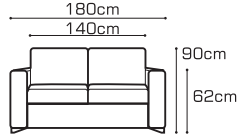
S3/190 | sofa 3



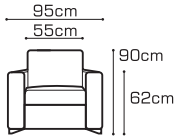
S2,5zF /150 | sofa 2 rozkładana



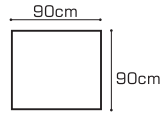
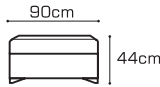
S2/140 | sofa 2



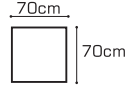
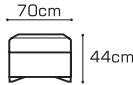
F1 | fotel



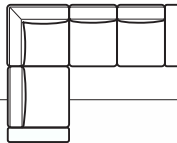
P1 | pufa ze skrzynią



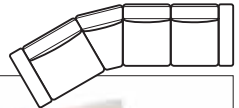
P2 | pufa ze skrzynią



narożnik 90° 250x200cm



narożnik 30° 320cm



nogi metalowe
lub drewniane
w 5 kolorach:



chrom



buk
naturalny



111
orzech



124
palisander



130
ciemny
orzech



135
czarny

